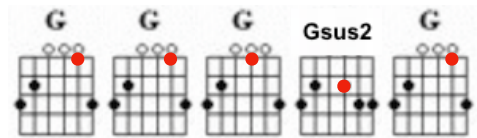


All I Ever Need Is You (Sonny & Cher)

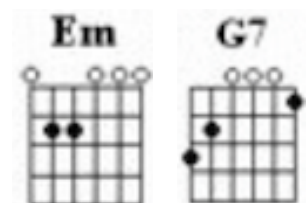
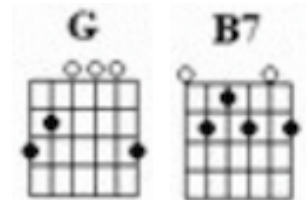
First note to sing: B

Intro: G G G Gsus2 G | G G G Gsus2 G



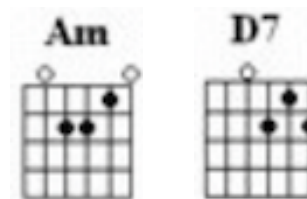
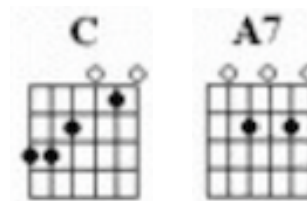
Verse 1: (Girls)

G B7
Sometimes when I'm down and all a-lone.
Em G7
Just like a child without a home.
C G Em
The love you give me keeps me hangin' on, honey,
A7 D7
All I ever need is you.



Verse 2: (Boys)

G B7
You're my first love, you're my last.
Em G7
You're my future, you're my past.
C G Em
And loving you is all I ask, honey,
A7 D7 G
All I ever need is you.

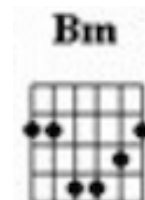


Bridge: (Girls)

C D7
Winters come and they go.
C Bm
And we watch the melting snow.
C G Em
But sure as summer follows spring, all the things you do,
C Am | Am | D7
Give me a reason to built my world a..a..round you.

Verse 3: (Boys)

G B7
Some men follow rainbows, I am told.
Em G7
Some men search for silver, some for gold.
C G Em
I have found my treasure in your soul, honey,
A7 D7 G
All I ever need is you.



Instrumental: (based on intro and verse 1)

G G G Gsus2 G | G G G Gsus2 G

	G	B7	Em	G7
e	-----	-----	-----	-----
B	-----3-3-3-----	-----	-----	-----
G	-4-4-4-----4-4-	-----2-4-4-4-----	-----	-----
D	-----	-----5-5-----5-3-	-----	-----
A	-----	-----	-----	-----
E	-----	-----	-----	-----

	C	G Em	A7	D7
e	-----	-----	-----	-----
B	-----	-----	-----	-----
G	-----	-----0-	-0-0-0-0-4-2-0-2-	-----
D	-2-2-2-4-5-5-5-2-0-0-2---	-----	-----	-----
A	-----	-----	-----	-----
E	-----	-----	-----	-----

Verse 4: (All)

G Without our love, I'd never find the way. **B7**
Em Through ups and downs of every single day. **G7**
C I won't sleep at night until you say, my honey, **G Em**
A7 D7 G G G Gsus2 G | G G G Gsus2 G
 All I ever need is you.

Five guitar chord diagrams are shown in a row, each with its name above it: G, G, G, Gsus2, and G. The diagrams show the fretboard with dots indicating finger positions. The first three G chords have a red dot on the 3rd fret of the B string. The Gsus2 chord has a red dot on the 2nd fret of the B string. The final G chord has a red dot on the 3rd fret of the B string.

Eight guitar chord diagrams are shown in a row, each with its name above it: G, B7, Em, G7, C, A7, Am, and D7. Each diagram shows the fretboard with dots indicating finger positions. The G chord has a red dot on the 3rd fret of the B string. The B7 chord has a red dot on the 7th fret of the B string. The Em chord has a red dot on the 2nd fret of the E string. The G7 chord has a red dot on the 3rd fret of the B string. The C chord has a red dot on the 3rd fret of the C string. The A7 chord has a red dot on the 7th fret of the A string. The Am chord has a red dot on the 2nd fret of the A string. The D7 chord has a red dot on the 7th fret of the D string.