

Automatic Page Turning

For tablet users only - if you don't use a tablet, ignore this.

Some of you have asked me how I turn pages when using my tablet. I use an *iPad* app called **OnSong**, and a wireless foot switch called **AirTurn**. It's a fairly expensive solution, but there is an alternative that we could try.

There is a free app for tablets called **PM Reader** which includes synchronised page turning. Put simply, I press my foot switch and all your music scrolls to the next page. I've tested it by setting it up with my *iPad* and *iPhone* and it's great. It won't cost you anything, but may make things a little easier. So, fingers crossed.

If you want to do this, here's how to set it up.

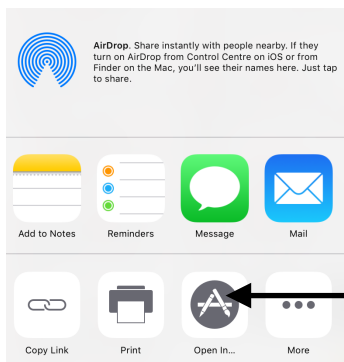
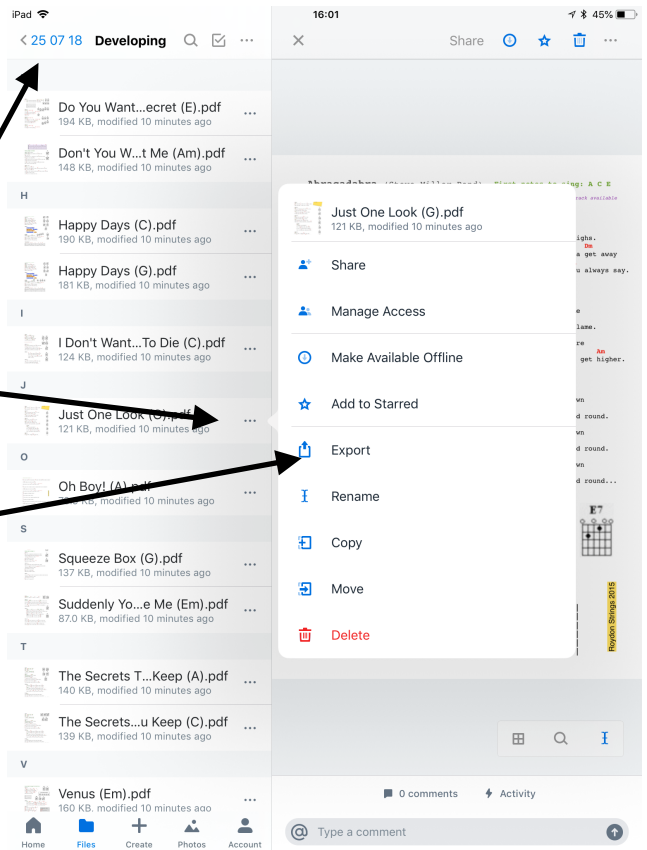
On your *iPad* or **Android** tablet, download **PM Reader** which is free. You then need to get songs from **DropBox** into **PM Reader**. There are a couple of ways of doing this but the easiest method (on an *iPad*) is to...

Open **DropBox**

Open the dated folder that contains the song you want to use

Touch the three dots alongside the song name


Choose **Export** from the menu



A list of option appears. From the black and white icons, choose **Open in...** (it will briefly say *Exporting*)

Another menu then opens showing all the apps that you could export to

Choose **PM Reader** and it's done.



Initially copy just one file - use **Just One Look (C)** which is in the dated folder for both groups.

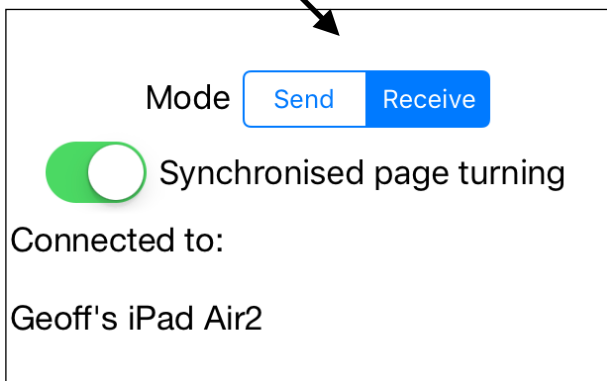
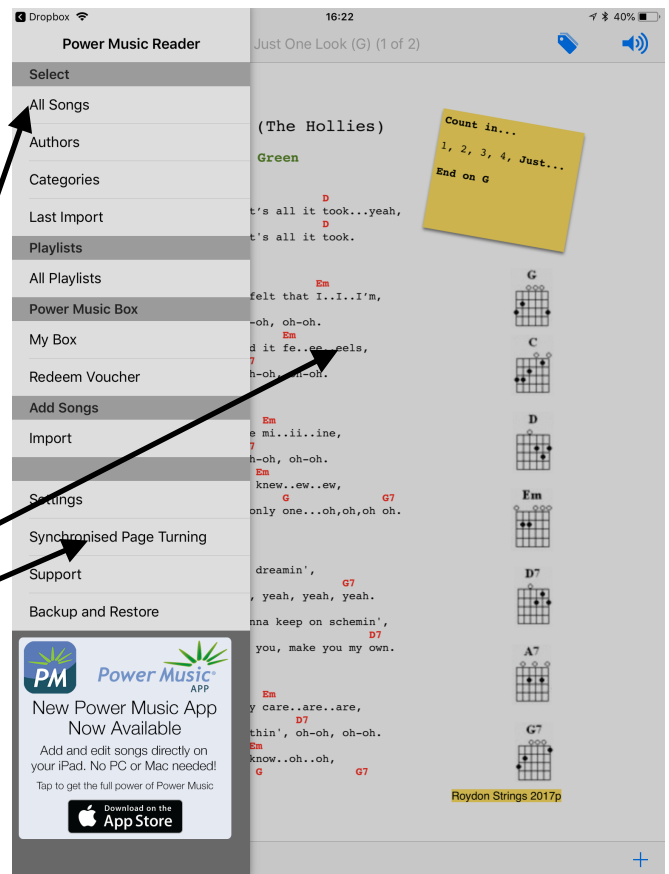
Open **PM Reader**, choose the menu (blue icon, top left) touch **All Songs**

You'll see the song you've just downloaded.

Touch the song title and it will be displayed.

Whilst the menu is open, go to **Synchronised Page Turning**

A short dialogue will open.



Switch *Synchronised page turning* ON and set the *Mode* to **Receive**. (Mine will be set to **Send**.) When we're together, the dialogue should say that you're connected to my *iPad*.

That is it. I don't have an *Android tablet* so I can't really help you anymore than I've done here. The process for getting files from **DropBox** to **PM Reader** will be similar, but not identical.

I'll have mine set up next session, so we'll give it a try. As it's free you've got nothing to lose if it doesn't work, although from my testing, it works really well.