

Being For The Benefit of Mr Kite (The Beatles)

Intro:

Intro guitar tab with chord diagrams for Bb, A7, Dm, and G. The tab shows two measures of music with fret numbers on strings A, E, C, and LoG. Yellow numbers indicate the original key, and black numbers indicate a transposed key.

Follow either yellow or black



First note to sing: C

Verse 1:

(1) Cm G Bb Dm
 For the benefit of Mr. Kite there will be a show tonight
 G(4,4)
 On trampoline.

Cm G Bb Dm
 The Hendersons will all be there, late of Pablo Fanques Fair,
 A
 What a scene.

Dm (F)
 Over men and horses hoops and garters,
 Bb A7 Dm(4)
 lastly through a hogshead of real fire.
 Bb A Dm(4)
 In this way Mr K will challenge the world!

Verse 1 guitar tab with chord diagrams for Bb, A7, Dm, and G. The tab shows two measures of music with fret numbers on strings A, E, C, and LoG.

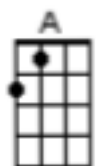
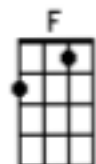
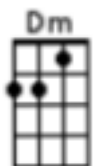
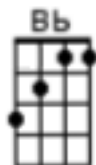
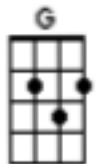
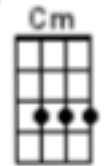
Verse 2:

Cm G Bb Dm
 The celebrated Mr K per-forms his feat on Saturday
 G(4,4)
 At Bishop's Gate

Cm G
 The Hendersons will dance and sing
 Bb Dm A
 As Mr Kite flies through the ring, don't be late!

Dm (F)
 Messrs K & H ass-ure the public
 Bb A7 Dm(4)
 Their production will be second to none.

Bb A Dm(4)
 And of course Henry The Horse dances the waltz!



Interlude: (change time to 3/4)

F(3,3) A(3,3) Dm(3,3) B(3,3) C(3,3)

F C B Em G(4)

Verse 3:

(1) Cm G Bb Dm
The band begins at ten to six when Mr K performs his tricks
G
With-out a sound
Cm G Bb Dm
And Mr H will demonstrate ten summersets he'll undertake
A
On solid ground!
Dm (F)
Having been some days in preparation,
Bb A7 Dm(3)
A splendid time is guaranteed for all
Bb A Dm(1)
And to-night Mr Kite is topping the bill!


Outro:

A C Em A
Dm A C Em B7
Em G C B7
Em C B7 Em
Em C B7 Em
Em C B7 Em

Try playing with these chords. If you can hold a barre chord for the duration of the song, these chords work well.

The diagram shows seven guitar chord shapes on a six-string fretboard. Each shape is labeled with a chord name and a number in a blue box: 1. Cm (finger 3 on 3rd fret), 2. G (finger 2 on 3rd fret), 3. Bb (finger 1 on 7th fret), 4. Dm (finger 5 on 2nd fret), 5. A7 (finger 4 on 7th fret), 6. A (finger 4 on 5th fret), 7. F (finger 3 on 1st fret).

**PABLO FANQUE'S CIRCUS ROYAL,
TOWN-MEADOWS, ROCHDALE.**



**Grandest Night of the Season!
AND POSITIVELY THE
LAST NIGHT BUT THREE!
BEING FOR THE
BENEFIT OF MR. KITE,
(LATE OF WELLS CIRCUS) AND
MR. J. HENDERSON,
THE CELEBRATED SOMERSET THROWER!
WIRE DANCER, VAULTER RIDER, &c.
On TUESDAY Evening, February 14th 1843.**

Messrs. KITE & HENDERSON, in announcing the following Entertainments, assure the Public that this Night's Production will be one of the most Splendid ever produced in this Town, having been some days in preparation.

Mr. KITE will, for this Night only, introduce the
CELEBRATED
HORSE, ZANTHUS!
Well known to be one of the best Broke Horses
IN THE WORLD!!!

Mr. HENDERSON will undertake the arduous Task of
**THROWING TWENTY-ONE SOMERSETS,
ON THE SOLID GROUND.**

Mr. Kite will appear, for the first time this session,
On the Tight Rope,
When Two Gentlemen Amateurs of this Town will
perform with him.

Mr. HENDERSON will, for the first time in Rochdale,
introduce his extraordinary

**TRAMPOLINE LEAPS
AND
SOMERSETS!**

Over Men & Horses, through Hoops, over Carters,
and lastly, through a Hogshead of REAL FIRE!
In this branch of the profession Mr. H. challenges
THE WORLD!

For Particulars see Bills of the day.

JONES & CROSSKILL, PRINTERS AND BOOKSELLERS, YORKSHIRE STREET, ROCHDALE.