

Cornish Cream (Nick Would and Richard Arnold)

A

Intro: D Em A D

D **Bm** **Em** **A**

```

A |-----0-----|
E |--2--3-----2--3--2--3--2hp3--0--|
C |-----2--4-----|
G |-----|
    
```

B

F#m **Bm** **Em** **A**

```

A |--0--2--4--5-----2--0--|
E |-----2--3-----3--|
C |-----|
G |-----|
    
```

D **Bm** **Em** **A** **D**

```

A |-----0-----|
E |--2--3-----2--3--2--3--2hp3--0--|
C |-----2--4-----2--|
G |-----|
    
```

C

Bm **Em**

```

A |-----7--9-----|
E |--7--9--10--10-----7--9--10--9hp10--7--|
C |-----|
G |-----|
    
```

A7 **D**

```

A |-----0--2--2--2--0-----|
E |--3-----3--2--3--5--5--|
C |-----2--4--6--6--|
G |-----|
    
```

Bm **Em**

```

A |-----7--9-----|
E |--7--9--10--10-----7--9--10--9--7--|
C |-----|
G |-----|
    
```

E7 **A**

```

A |-----|
E |--0--2--4--4--5--7--7s9--7--5--3--|
C |-----|
G |-----|
    
```

D

D **Em** **A** **D**

```

A |-----4--4--5--|
E |--2--2--2--3--3--5--|
C |-----|
G |-----|
    
```

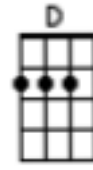
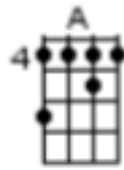
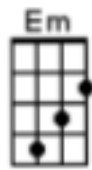
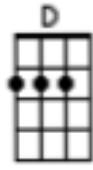
Order

A x 2
 B
 A
 B
 C
 B
 A
 C
 B
 A x 2
 D

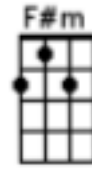
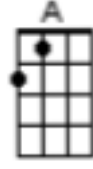
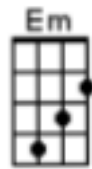
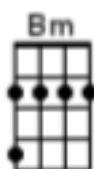
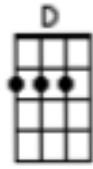
h-hammer on
 p-pull off
 s-slide

Suggested chord shapes:

A



B



C

D

