Winchester Cathedral (as sung by New Vaudeville Band)

Vocal prompts in Green

Intro riff:

```
      A                   E7                  E7                      A
e|----------5-----|----------------|----------------|-------------|
B|-------5-----7--|----------5-----|----------5-----|-------------|
G|--5h6-----------|-------4-----6--|-------4-----6--|-----------2--|
D|----------------|--5h6-----------|--5h6-----------|--2--4-------|
A|----------------|----------------|----------------|-------------|
E|----------------|----------------|----------------|-------------|
    C C# E  A  F#    G G# B  E  C#    G G# B  E  C#    E  F# A
```

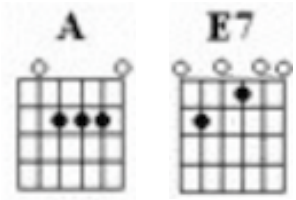

Intro:

```
     (C)A(C#)                E7
     Oh-bo-de-o-doh ... Oh-bo-de-o-doh
        E7                        A
     Oh-bo-de-o-doh ... De-doh-doh.
                        E  F#  A (4th bar of intro riff)
```

Play First Verse as instrumental with either Kazoo or Whistle.

Verse 1:

A(A)
Winchester Cathedral *(1st bar of intro riff)*
E7
You're bringing me down *(2nd bar of intro riff)*
E7
You stood and you watched as *(3rd bar of intro riff)*
A
My baby left town.

Verse 2:

A
You could have done something *(1st bar of intro riff)*
E7
But you didn't try *(2nd bar of intro riff)*
E7
You didn't do nothing *(3rd bar of intro riff)*
A *(2,3,4)* **A7**
You let her walk by.

Bridge:

A7 (A) A D D7
Now everyone knows just how much I needed that gal.
B7 B7
She wouldn't have gone... far a-way...
E7 N/C E7
If only you'd started ringing your bell.

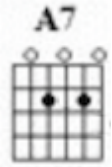

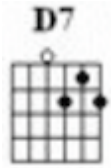

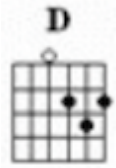

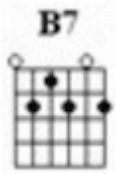

Verse 3:

A
Winchester Cathedral *(1st bar of intro riff)*
E7
You're bringing me down *(2nd bar of intro riff)*
E7
You stood and you watched as *(3rd bar of intro riff)*
A
My baby left town.

****** Could play another Bridge followed by a verse ******

Outro:

A E7
Oh-bo-de-o-doh ... Oh-bo-de-o-doh
E7 A
Oh-bo-de-o-doh ... De-doh-doh.
E F# A *(4th bar of intro riff)*

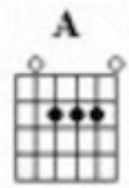

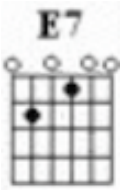


```
     A                 E7                E7                  A
e|----------5-----|----------------|----------------|-----------|
B|-------5-----7--|----------5-----|----------5-----|-----------|
G|--5h6-----------|-------4-----6--|-------4-----6--|---------2--|
D|----------------|--5h6-----------|--5h6-----------|--2--4-----|
A|----------------|----------------|----------------|-----------|
E|----------------|----------------|----------------|-----------|
```

Alternative fingering:

```
e|----------------|----------------|----------------|-----------|
B|----------------|----------------|----------------|-----------|
G|----------2-----|----------------|----------------|-----------|
D|-------2-----4--|----------2-----|----------2-----|-----------|
A|--3h4-----------|-------2-----4--|-------2-----4--|---------0--|
E|----------------|--3h4-----------|--3h4-----------|--0--2-----|
   C C# E  A  F#    G G# B  E  C#    G G# B  E  C#    E  F# A
```